

TYPE-57P BUTTERFLY VALVE WITH SERIES 19 **SMART** MODULATING FAILSAFE ELECTRIC ACTUATOR

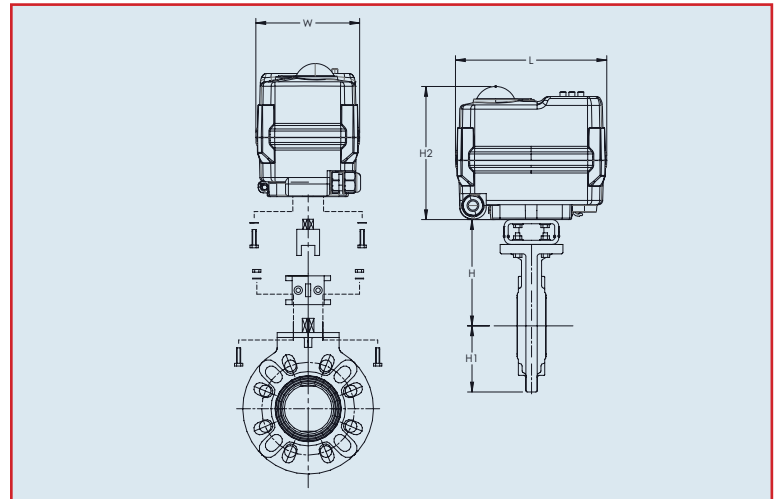


Standard Features (1-1/2" – 6")

- **Compact:** Perfect for OEM and skid manufacturers
- **OLED Screen:** Displays input command, position status, alert conditions
- **Push Buttons:** Used to calibrate/adjust end positions, local controls
- **Multi-voltage:** 95 VAC to 265 VAC or 24 VAC/VDC
- **Motor:** Reversing, brushless DC motor
- **Gear Train:** Permanently lubricated steel gears
- **Corrosion Resistant Enclosure:** NEMA 4X ABS enclosure with stainless steel trim
- **ISO mounting configuration**
- **Electrical Connection:** NEMA 4X cable gland with two-meter cable
- **Position Indication:** Highly visible beacon position indicator
- **LED Alarm Indication:** BLUE fault
- **Manual Override:** Manually cycle valve via electroless nickel-plated hex key
- **Selectable Control Signal:** User can select 4-20 mA, 0-20 mA, 0-10 VDC, 2-10 VDC, or 1-5 VDC (size 20 is specifically a current control signal or a voltage control signal)
- **Reverse Acting:** User can select standard operation or reverse acting
- **Selectable Fail Position:** If control signal is lost, the unit can be calibrated to fail as is, fail open, or fail close
- **Transmitter:** Current or voltage transmitter (matching the control signal) is standard equipment
- **Space Heater:** Internally wired to limit condensation
- **CE Compliant:** All actuators are CE labeled and compliant
- **75% Duty Cycle:** Extended duty cycle is ideal for high cycling/modulating applications
- **Output Torque:** Series 19 electric actuators have an output torque range from 177 in-lbs to 973 in-lbs
- **QR Code:** Links to user manual; includes wiring schematic
- **Simple Wiring:** Wiring technique is the same for all voltage units
- **Local Controls:** Used with OLED and push buttons, a user can locally open or close units via password

Specifications

Motor Type:	Reversing, brushless DC
Sizes:	S20 for 1-1/2" – 2-1/2" butterfly valves S50 for 3" – 4" butterfly valves S110 for 6" butterfly valves
Torque:	177 in-lbs to 973 in-lbs
Voltage:	95 VAC to 265 VAC multi-voltage
Amp Draw:	0.18 Amp for S20 0.24 Amp for S50 0.84 Amp for S110
Max Ambient Temp:	150° F



Dimensions (inch)

Size	1-1/2"	2"	2-1/2"	3"	4"	5"	6"
H	5.51	5.75	6.18	6.46	7.16	8.46	8.97
H1	2.95	3.27	3.66	3.94	4.53	5.00	5.63
H2	3.54	3.54	3.54	4.72	4.72	4.80	4.80
L	4.01	4.01	4.01	5.12	5.12	6.69	6.69
W	2.76	2.76	2.76	4.33	4.33	4.52	4.52
Model	S20	S20	S20	S50	S50	S110	S110

Weight (lbs)

Size	1-1/2"	2"	2-1/2"	3"	4"	5"	6"
Weight	5.2	5.6	6.1	8.2	9.5	15.9	17.9

Engineering Data

Model	Torque (in-lbs)	95-265 VAC		24 VAC/VDC		Cycle time per 90 degrees (seconds)*
		Amp Draw	Duty Cycle	Amp Draw	Duty Cycle	
S20	177	0.18	75%	0.96	75%	10
S50	442	0.24	75%	1.20	75%	10
S110	973	0.84	75%	4.80	75%	10

Amp draw is considered locked rotor

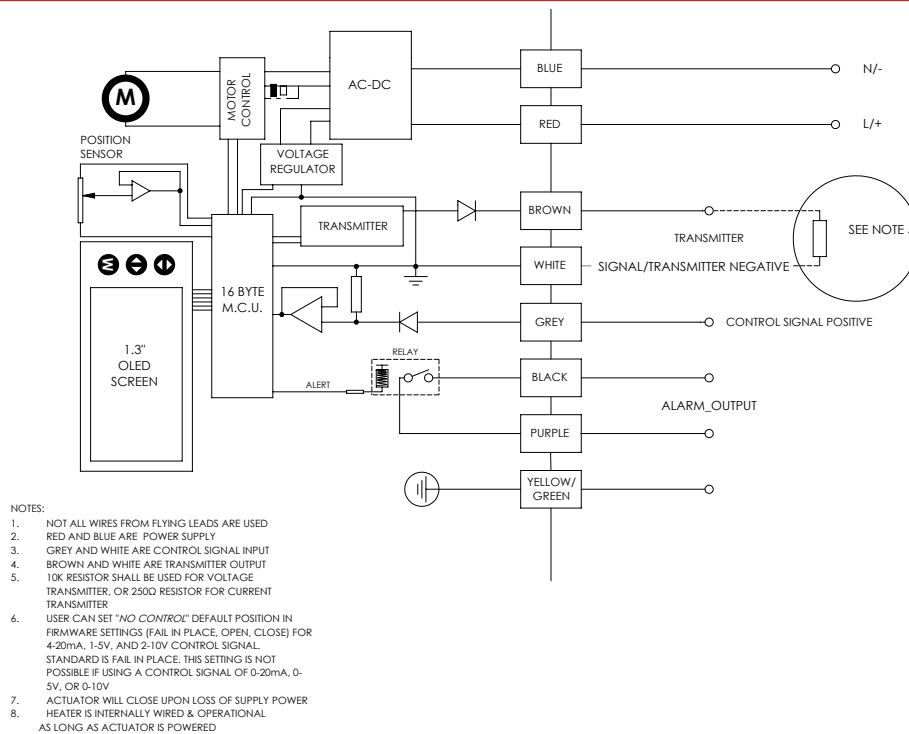
*Cycle times are approximate

Duty cycle shown for ambient temp [73° F]

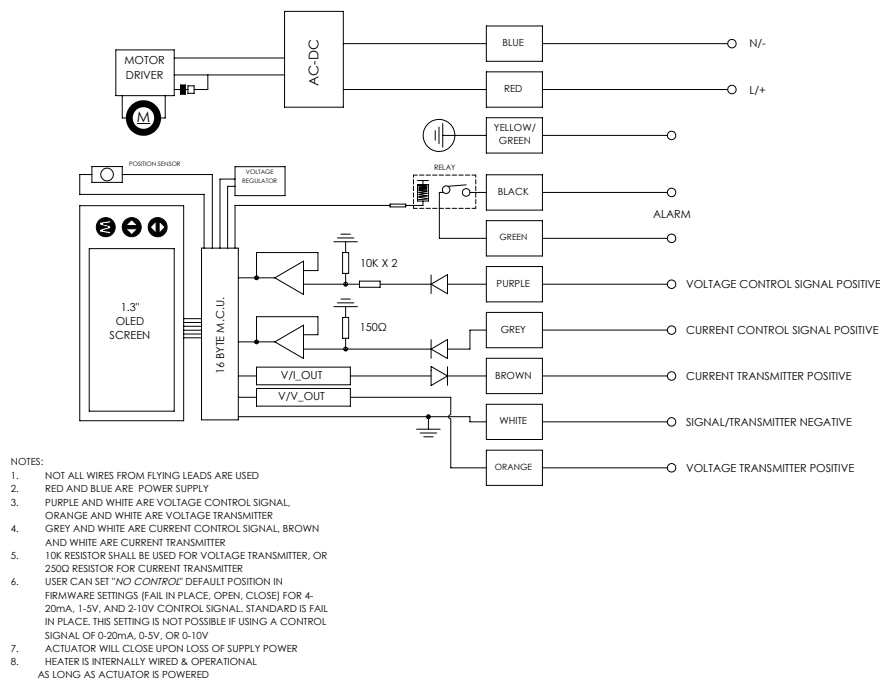
TYPE-57P BUTTERFLY VALVE WITH SERIES 19 **SMART** MODULATING FAILSAFE ELECTRIC ACTUATOR

Wiring Diagrams

S20



S50



Sample Specification

All Series 19 SAV smart modulating failsafe electric actuators shall have a brushless DC motor that accepts multiple voltages, permanently lubricated steel gears, NEMA 4X ABS enclosure with stainless steel trim, visual beacon indication, ISO 5211 valve mounting platform, manual override, and be CE compliant. Actuator shall be of capacitor discharge design with no batteries, and be selectable as fail as is, fail open, or fail close upon loss of supply power. Standard features shall include a heater, transmitter, field selection of various control signals, field selection of fail position (upon loss of command signal), one set of dry contacts for alarm reporting, LED indicator for alarm conditions, an OLED screen with push buttons, local controls, and a QR code that links to its user manual and wiring schematic.